


Identity™



Personal Recognition System™

Comments?

Questions?

Need Help?

Call us 24/7 on our
day or any hour of the night
customer service hot line


1-888 NO THEFT

Identity™ is a trademark of Dealer Security Solutions Inc.

©DSS 2002

Identity™

Personal Recognition System™



Owners Manual

Congratulations on your purchase of the Identity™ Personal Recognition System™.

Utilizing a revolutionary new wireless identification technology, Identity™ delivers an unsurpassed level of hands free convenience and uncompromising protection found in no other vehicle security product.

Identity™ products define the leading edge in vehicle security available today.

Our fully passive design assures you continuous protection with unprecedented ease of operation.

All Identity™ products are proudly manufactured using only the highest quality materials and electronic components to insure optimum performance and long lasting quality.

We sincerely hope you enjoy a genuine sense of security and satisfaction in owning this product.



CERTIFICATE OF INSTALLATION

ANTI-THEFT AUTO SECURITY SYSTEM INSURANCE DISCOUNT APPLICATION (FILL OUT AND RETURN TO YOUR INSURANCE COMPANY)

Comprehensive insurance coverage reductions for anti-theft devices vary from state to state. Check with your insurance company for more information on discounts in your state.

In many states this device qualifies for between 10%-25% reduction.

I certify that the vehicle described below has been equipped with the Identity anti-theft device which provides Passive Ignition Interrupt.

Name _____

Address _____

Insurance Co. _____


Vehicle Year/Make/Model _____

Date of Installation _____

Signature of owner _____

EXTRAS

Need an eXtra Identifier for someone special ?



The Wireless PIN device™



Just in Case ?



Each vehicle can be programmed with up to 6 Identity Personal Identifier's™

To order additional Personal Identifier's™ or Wireless PIN device™

Call: 1-888-NOTHEFT

Getting Acquainted

It's intelligent, It anticipates your needs, It's there relentlessly day & night to protect you Sound like a good friend to have? Absolutely! It's the Identity™ Personal Recognition System™ and it's the latest edge of evolution in vehicle security.

What makes Identity™ so Advanced?

Well, It's Smart . . With your "Personal Identifier" on your key ring, Identity™ knows when you approach and exit your vehicle.

It arms and disarms with totally automatic, hands free operation.




Personal Identifier™

It's also very High Tech . . Using microelectronic circuitry, Identity's™ Immobilization Control Circuits™, (ICC) interface directly into your vehicles Ignition, Fuel or Starting systems, all without cutting any of the factory wiring!

Identity™ is absolutely impossible to Hotwire!

And with no wires to trace, Identity™ becomes completely invisible to a potential thief!



Security & Convenience

Hands-free Operation

When you approach your vehicle, your Personal Identifier™ activates and sends out its unique identification code to the Immobilization Control Circuit™ (ICC) installed into your vehicles electrical system.



Your personal code is one of over 4 billion combinations. Once received, Identity™ *anticipates* that you are about to enter and drive your vehicle. Identity™ confirms your code and authorizes your vehicle to start. Completely hands-free. No buttons to push, No codes to remember . . .

Absolute Convenience!

If a thief were to attempt to start your vehicle without your Personal Identifier™ present, Identity™ would immediately detect the violation and interrupt your vehicles starting circuitry. In a split second Identity™ would "Lock-out" your vehicles ability to start.

Identity's™ advanced technology

Each time your vehicle is started, Identity's™ sophisticated microprocessor changes and rewrites your code sequence. This code rolling design makes it impossible for thieves to code-grab or scan this system.

Maximum Security!

Incidentals

Replacing your Identity™ power cell . . .



The power cell in your Identity Personal Identifier™ will need replacing about every 6-12 months.

The LED on the front of your Personal Identifier™ will begin to flash when the time gets close to replace the power cell.



Identity's power cell can be purchased at most electronic stores, Radio Shack™, etc. as a type CR2032 Lithium cell, or call our friendly customer service folks at 1-888-668-4338 and have one sent direct to your home.

To replace your Power cell, just remove the two phillips screws in the back of your Personal Identifier™.

Exchange the Lithium power cells.
(*be sure to put it in with the same side up*)
and screw the case back together.

That's it!



Got Questions? You can always reach us at
1-888 NOTHEFT or www.888notheft.com

More Features

CHANGING YOUR 4 DIGIT PIN CODE.

TO CHANGE YOUR PIN CODE;

1. Enter the old PIN code. (THE FACTORY DEFAULT CODE IS 1,2,3,4) The green LED will flash for 6 seconds.
 2. Press the function button, The LED will stop flashing.
 3. Enter your new 4-Digit PIN code, The green LED will light up.
 4. Press the Function button. the LED will go out.
 5. Enter your new 4-Digit PIN code again, The green LED will flash rapidly for 2 seconds, indicating code is learned.
- If the code change was unsuccessful, the unit will revert to its original code.

DISABLE/ENABLE THE NEED FOR YOUR 4 DIGIT PIN CODE

You can disable the need for a PIN code to operate your Wireless PIN device™. This may be preferable if the Wireless PIN device™ is being used as an additional user transmitter. If this feature is disabled, pressing the Transmit button will immediately send the disarm code, and the green LED will illuminate continuously.

SIMPLY FOLLOW THE DIRECTIONS BELOW:

1. Enter your 4-digit PIN code. The green LED flashes
2. Press the Function button, the LED stops flashing.
3. Enter the Numbers 1 and 1
4. Press the Function button. The red LED will flash **once** for (Feature Enabled); or **twice** for (Feature Disabled).

Personal Identifier™

Getting started is easy . . . There are two individually coded Personal Identifier's™ in each package. Each Identifier™ has its own completely unique digital code. (like a fingerprint) Place one of the Personal Identifier™ on your key ring. (only ONE per key ring). . . . YOUR DONE! *SEE, TOLD YOU THIS WAS EASY..*

Your Personal Identifier™ comes pre-programmed from the factory for fully automatic operation. As you exit your vehicle, Identity™ will automatically arm, when you return Identity™ automatically disarms. Your Identity™ system can be programed with up to 6 individual Personal Identifier's™ for each vehicle. One for every member of the family.

Even though, Identity™ is a fully automated system, your Personal Identifier's™ can be programed to transmit manually. To do so depress the face of your Identifier™ until the LED lights up.

THE IDENTIFIER'S LED WILL LIGHT FOR 2 REASONS.

1. When you manually operate the system by depressing the face. (Steady Light)
2. When your power cell gets low (Flashing Light) See Power Cell replacement on page 9.



Identity™ qualifies for the maximum insurance discounts. (See page 11)

Wireless PIN Device™



The Wireless PIN device™
(sold separately)

Kept in your vehicle, The Identity Wireless PIN device™ provides you with assured control of your system even in the event of lost keys.

Your Wireless PIN device™ can be used in a verity of ways. Since it requires a personal access PIN code to operate, It can be safely left in your vehicle as an “Emergency Backup Transmitter”. It can also be used as an additional user transmitter for operating the system. Your Wireless PIN device™ has a factory default 4-digit access code of 1 2 3 4.

Its 2 Top buttons are the Transmit button and Function button *(the Transmit button is above the #1 and Function button is above the #2).*

Transmit
Button



Function
Button

1-4 Key pad to enter your personal PIN #

There's More

Disarming with the Wireless PIN device

Enter the 4-digit access PIN code on the 4 buttons marked 1 through to 4. The green LED will flash for 6 seconds to indicate the successful entry of the correct code. During this flashing, depress the Transmit button to disarm the Immobilizer Control Circuit™ installed in your vehicle.

After the green LED stops flashing, the code will need to be entered again prior to disarming the system.

If the transmit button is depressed without a correct PIN entry, a red LED will illuminate while the button is depressed, and no disarm code will be transmitted.

Only a complete 4-digit code is deemed to be an valid code.

IDENTITY™ IS TAMPER PROOF

After 4 consecutive incorrect entries, the Wireless PIN device™ will disable the keypad for 5 minutes. During this 5-minute period, a RED LED will flash every few seconds. The key pad will re-enable automatically after the 5 minutes has elapsed.